


# Automation From The Welding Experts®

Lincoln Electric has more than a century of welding expertise, and along with our subsidiaries, we have integrated thousands of robotic welding systems. Our robotic welding systems are the culmination of knowhow gained from these integrations and the distillation of the most commonly requested features of our custom-built systems. Now you can tap into that wealth of experience with Fab-Pak™ robotic welding systems, engineered for general industry and Pro-Pak™ robotic welding systems, engineered for the automotive industry.

## Engineered for General Industry

### Fab-Pak Standard Features >>


1. MAGNUM® PRO ROBOTIC GUN
2. WELDING ROBOTIC ARM
3. AUTODRIVE® WIRE FEEDER
4. PUSH BUTTON CONTROL
5. POWER WAVE® POWER SOURCE
6. WIRE MESH FENCING WITH WELD CURTAIN
7. POSITIONER (IN SOME MODELS)



## Engineered for the Automotive Industry

### Pro-Pak Standard Features >>

1. HIGH SPEED ROLL UP DOORS
2. SOLID PANEL SAFETY ENCLOSURE
3. AUTODRIVE® WIRE FEEDER
4. MAGNUM® PRO ROBOTIC GUN
5. POWER WAVE® POWER SOURCE (NOT SHOWN)
6. WELDING ROBOTIC ARM
7. POWER DISTRIBUTION PANEL
8. WELD POSITIONER
9. HMI CONTROLLER
10. MODULAR PLATFORM BASE



# SYSTEM SELECTION GUIDE

## Pre-Engineered Robotic Welding Systems

### CUSTOMER ASSISTANCE POLICY

The business of The Lincoln Electric Company® is manufacturing and selling high quality welding equipment, consumables, and cutting equipment. Our challenge is to meet the needs of our customers and to exceed their expectations. On occasion, purchasers may ask Lincoln Electric for information or advice about their use of our products. Our employees respond to inquiries to the best of their ability based on information provided to them by the customers and the knowledge they may have concerning the application. Our employees, however, are not in a position to verify the information provided or to evaluate the engineering requirements for the particular weldment. Accordingly, Lincoln Electric does not warrant or guarantee or assume any liability with respect to such information or advice. Moreover, the provision of such information or advice does not create, expand, or alter any warranty on our products. Any express or implied warranty that might arise from the information or advice, including any implied warranty of merchantability or any warranty of fitness for any customers' particular purpose is specifically disclaimed.

Lincoln Electric is a responsive manufacturer, but the selection and use of specific products sold by Lincoln Electric is solely within the control of, and remains the sole responsibility of the customer. Many variables beyond the control of Lincoln Electric affect the results obtained in applying these types of fabrication methods and service requirements.

Subject to Change – This information is accurate to the best of our knowledge at the time of printing. Please refer to [www.lincolnelectric.com](http://www.lincolnelectric.com) for any updated information.

# System Selection Guide

Fab-Pak™ Systems  
General Industry

**ClassMate®**  
Robotic Welding Education Cell

Work Zone Dimensions:  
610 x 610 mm [24 x 24 in]

Footprint:  
826 x 1651 x 2057 mm  
[32.5 x 65 x 81 in]



**FT-SS**  
Fixed Table, Single Side

Work Zone Dimensions:  
2438 x 914 mm [96 x 36 in]

Payload:  
907 kg [2000 lbs]

Footprint:  
2946 x 2387 mm  
[116 x 94 in]



**FT-DS**  
Fixed Table, Dual Side

Work Zone Dimensions:  
1219 x 914 mm [48 x 36 in]

Payload Per Side:  
907 kg [2000 lbs]

Footprint:  
2946 x 2387 mm  
[116 x 94 in]



**XFT**  
Turntable

Turntable Diameter:  
1500-3000 mm [59-118 in]

Payload Per Side:  
250-1500 kg  
[550-3307 lbs]

Footprint:  
2105-3569 x 4925-6117 mm  
[83-141 x 194-241 in]



**FHS-SS**  
Fixed Headstock, Single Side

Tool Bed Length:  
2000-5000 mm [78-197 in]

Tool Diameter:  
1000-1500 mm [39-59 in]

Payload Per Side:  
1000-1500 kg [2204-3307 lbs]

Footprint:  
4075-7100 x 3224-3924 mm  
[160-280 x 127-154 in]



**FHS-S2S**  
Fixed Headstock, Side-to-Side

Tool Bed Length:  
1250-1500 mm [49-59 in]

Tool Diameter:  
1000-1250 mm [39-49 in]

Payload Per Side:  
1000 kg [2204 lbs]

Footprint:  
5454-5954 x 3112-3412 mm  
[215-234 x 122-134 in]



**FHS-B2B**  
Fixed Headstock, Back-to-Back

Tool Bed Length:  
2000-5000 mm [78-197 in]

Tool Diameter:  
1000-2000 mm [39-78 in]

Payload Per Side:  
1000-1500 kg [2204-3307 lbs]

Footprint:  
4384-7412 x 4642-7042 mm  
[173-292 x 183-277 in.]



**XHS-CM**  
H-Frame, Center Mount

Tool Bed Length:  
1220-2743 mm [48-108 in]

Tool Diameter:  
1015-1220 mm [40-48 in]

Payload Per Side:  
725-1000 kg [1600-2200 lbs]

Footprint:  
4953-5334 x 4445-5715 mm  
[195-210 x 175-225 in]



**XHS-RM**  
H-Frame, Rear Mount

Tool Bed Length:  
1000-3000 mm [39-118 in]

Tool Diameter:  
900-1500 mm [35-59 in]

Payload Per Side:  
250-1000 kg [550-2204 lbs]

Footprint:  
2843-4943 x 5759-7501 mm  
[112-195 x 227-295 in]



**FW**  
Ferris Wheel

Tool Bed Length:  
1000-3000 mm [39-118 in]

Tool Diameter:  
1000-1500 mm [39-59 in]

Payload Per Side:  
750-1500 kg [1650-3307 lbs]

Footprint:  
5664 x 4216 mm  
[223 x 166 in]



**XFT**  
Turntable

Turntable Diameter:  
1520-2130 mm [60-84 in]

Payload Per Side:  
300-1000 kg [661-2204 lbs]

Footprint:  
3520 x 3450 mm  
[139 x 136 in]




**FHS-SS**  
Fixed Headstock, Single Station

Tool Bed Length:  
2000-3000 mm [79-118 in]

Tool Diameter:  
Starting at 998 mm [39 in]

Payload Per Side:  
300-1500 kg [661-3307 lbs]

Footprint:  
3963 x 2478 mm  
[156 x 98 in]



**FHS-S2S**  
Fixed Headstock, Dual Station

Tool Bed Length:  
1422 mm [56 in]

Tool Diameter:  
Starting at 998 mm [39 in]

Payload Per Side:  
300-500 kg [661-1102 lbs]

Footprint:  
3693 x 2546 mm  
[145 x 100 in]



**XHS**  
H-Frame

Tool Bed Length:  
2000-3000 mm [79-118 in]

Tool Diameter:  
1300 mm [51 in]

Payload Per Side:  
1000 kg [2204 lbs]

Footprint:  
4578-5578 x 5179 mm  
[180-220 x 204 in]



**FW**  
Ferris Wheel

Tool Bed Length:  
2000-4000 mm [79-157 in]

Tool Diameter:  
1300 mm [51 in]

Payload Per Side:  
1000-1500 kg [2204-3307 lbs]

Footprint:  
4300-6300 x 5223 mm  
[169-248 x 206 in]



Pro-Pak™ Systems  
Automotive Industry